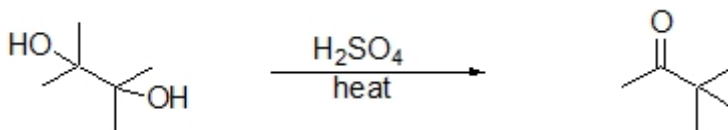


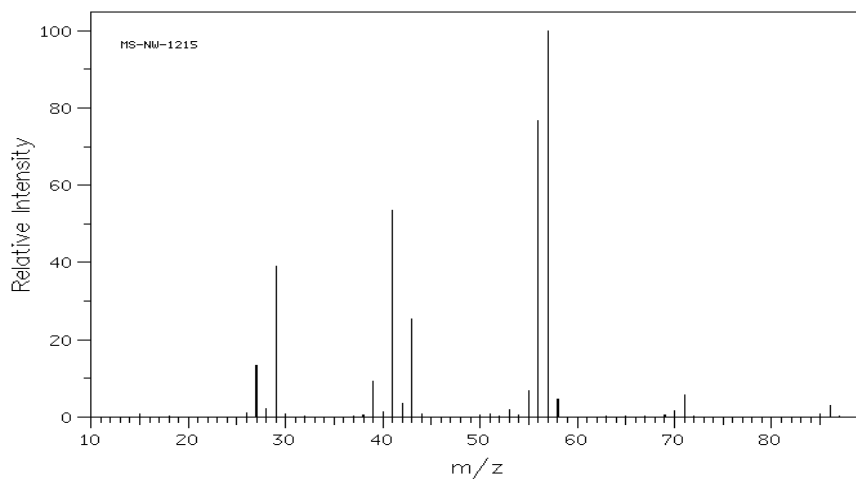

Name: \_\_\_\_\_

**Organic II Lecture**  
**Spring 2011**  
**Quiz #1**  
(10 points)

1. Shown below is an example of the pinacol rearrangement. Tell how one could distinguish between the starting material and the product by specifying key IR absorptions expected for each compound. (2 point, problem 12-28)



2. Which of the following compounds is represented in the mass spectrum below? Justify your answer. (3 points)



- Turn the page over -

3. Compound **A**,  $C_9H_{10}O$ , gave the following  $^1H$  NMR spectrum. Provide a structure for compound **A**. Justify your answer. (5 points)

